

MIR700 Series

Compact Single Stage Regulator

aerospace
climate control
electromechanical
filtration
fluid & gas handling
hydraulics
pneumatics
process control
sealing & shielding

Customer Value Proposition:

The MIR700 Series regulator offers a compact single stage regulator designed for low to medium pressure applications.

Constructed from brass or stainless steel, this unit is capable of handling a broad range of media. Reliable performance and modest size make the MIR700 Series regulator ideal for applications that require pressure control in a compact space.



Contact Information:

Parker Hannifin Corporation
Veriflo Division
250 Canal Blvd
Richmond, California 94804

phone 510 235 9590
fax 510 232 7396
veriflo.sales@parker.com

www.parker.com/veriflo

Product Features:

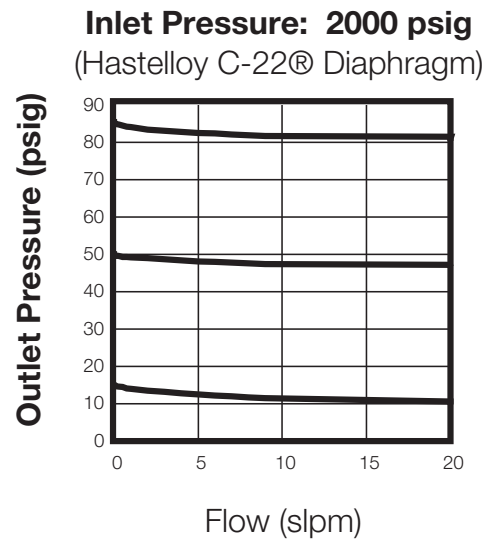
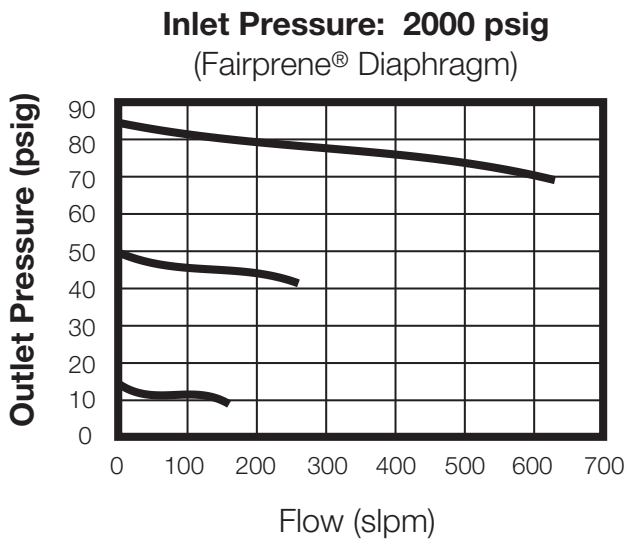
- Precise flexing Hastelloy C-22® diaphragm.
- Low internal volume.
- Cleaned for O₂ service is standard.
- Machined from solid bar stock
- Proven valve seat assembly.



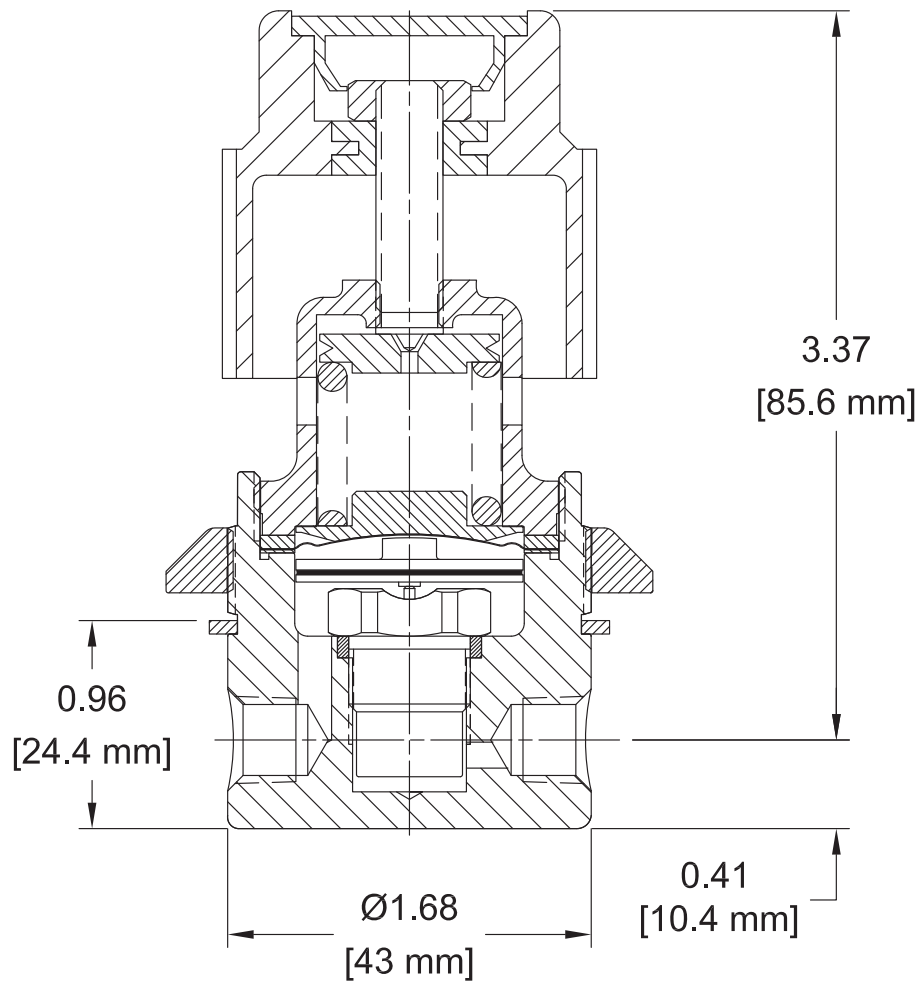
ENGINEERING YOUR SUCCESS.

MIR700 Series

Flow Curves



Dimensional Drawing











Safety Guide and Installation and Operating Instructions available at
www.parker.com/veriflo


MIR700 Series

Ordering Information


Build an MIR700 Series Regulator by replacing the numbered symbols with an option from the corresponding tables below.

Sample: MIR700  30  B  4P  03  30  4  


Finished Order: MIR70030B4P03304

 **Pressure Setting**
15 = 1 - 15 psig
30 = 2 - 30 psig
100 = 3 - 100 psig
200 = 4 - 200 psig


 **Body Material**
B = Nickel Plated Brass
S = 316L Stainless Steel

 **Porting**
2P = 2 Ports
3P = 3 Ports
4P = 4 Ports
4PB = 4 Ports

See Regulator Porting Guide for more information.


 **Outlet Gauge**
03 = 0 - 30 psig
01 = 0 - 100 psig
2 = 0 - 200 psig
X = No Gauge


(Additional ranges available upon request)

 **Inlet Gauge**
01 = 0 - 100 psig
2 = 0 - 200 psig
6 = 0 - 600 psig
10 = 0 - 1000 psig
20 = 0 - 2000 psig
30 = 0 - 3000 psig
40 = 0 - 4000 psig
X = No Gauge

(Additional ranges available upon request)

 **Port Style**
2 = 1/8" NPT Female
4 = 1/4" NPT Female

 **Optional Features**
This section can have multiple options
FTD = Fairprene® Diaphragm
M = Miniature Instrument Knob
MH = Mounting Holes
PM = Panel Mount
R = Relief Valve *(4PB Only)*

 **CGA#**
320, 330, 350, 510, 580
590 or 660

Do not exceed the rated pressure of the CGA connection.

Additional configurations available upon request.

Note: Veriflo reserves the right to plug NPT ports. If a true ported body is required, please contact Customer Service.

MIR700 Series

Specifications

Materials of Construction	
Wetted	
Body Options	316L Stainless Steel (Std) Nickel Plated Brass
Diaphragm Options	Hastelloy C-22® (Std) Fairprene®
Nozzle Assembly:	
Nozzle Body Options	316L Stainless Steel (Std) Brass
Filter	316L Stainless Steel
Poppet Options	316L Stainless Steel (Std) Brass
Poppet Spring	Inconel® 600
Gasket	PTFE
Seat	PCTFE
Retaining Ring	15-7 PH
Non-wetted	
Cap	Nickel Plated Brass
Knob (Blue)	ABS

Functional Performance	
Design	
Burst Pressure	9,000 psig (621 barg)
Proof Pressure	4,500 psig (310 barg)
Flow Capacity	C _v 0.02
Leak Rate	
Internal:	Bubble Tight
External:	Bubble Tight
Supply Pressure Effect	0.6 psig/100 psig (0.03barg/6.80 barg)
Internal Volume	3 cc
Approx. Weight	1.1 lbs (0.5 kg)
Operating Conditions	
Maximum Inlet	3,000 psig (207 barg)
Outlet	1-15 psig (1 barg), 2-30 psig (2 barg), 3-100 psig (7 barg), 4-200 psig (14 barg)
Temperature	-40°F to 150°F (-40°C to 66°C)

Fairprene® is a registered trademark of DuPont Performance Elastomers L.L.C.
Hastelloy C-22® is a registered trademark of Haynes International, Inc.
Inconel® is a registered trademark of Special Metals Corporation

For additional information on materials of construction, functional performance and operating conditions, see Regulator Technical Bulletin.

OFFER OF SALE:

The items described in this document are hereby offered for sale by Parker-Hannifin Corporation, its subsidiaries or its authorized distributors. This offer and its acceptance are governed by the provisions stated in the detailed "Offer of Sale" elsewhere in this document or available at www.parker.com/veriflo



WARNING USER RESPONSIBILITY

FAILURE OR IMPROPER SELECTION OR IMPROPER USE OF THE PRODUCTS DESCRIBED HEREIN OR RELATED ITEMS CAN CAUSE DEATH, PERSONAL INJURY AND PROPERTY DAMAGE. THIS DOCUMENT IS FOR REFERENCE ONLY. PLEASE CONSULT FACTORY FOR LATEST PRODUCT DRAWINGS AND SPECIFICATIONS

This document and other information from Parker-Hannifin Corporation, its subsidiaries and authorized distributors provide product or system options for further investigation by users having technical expertise.

The user, through its own analysis and testing, is solely responsible for making the final selection of the system and components and assuring that all performance, endurance, maintenance, safety and warning requirements of the application are met. The user must analyze all aspects of the application, follow applicable industry standards, and follow the information concerning the product in the current product catalog and in any other materials provided from Parker or its subsidiaries or authorized distributors.

To the extent that Parker or its subsidiaries or authorized distributors provide component or system options based upon data or specifications provided by the user, the user is responsible for determining that such data and specifications are suitable and sufficient for all applications and reasonably foreseeable uses of the components or systems.